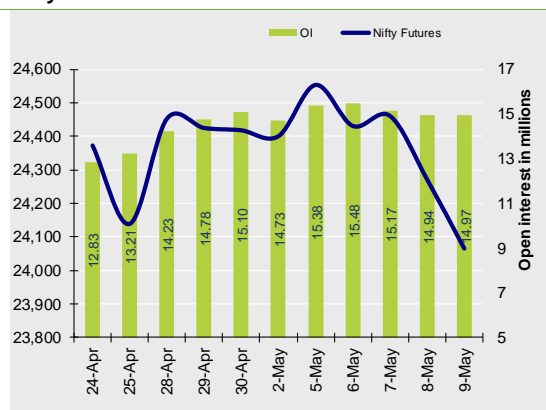


Nifty Snapshot

	Close	Prv Cl.	Ab chg	% chg
Spot	24,008.00	24,273.80	-265.80	-1.10
Futures	24,065.50	24,271.90	-206.40	-0.85
OI(ml shr)	14.97	14.94	0.03	0.22
Vol (lots)	166520	123574	42946	34.75
COC	57.50	-1.90	59.40	-3126
PCR-OI	0.94	1.08	-0.13	-12.5

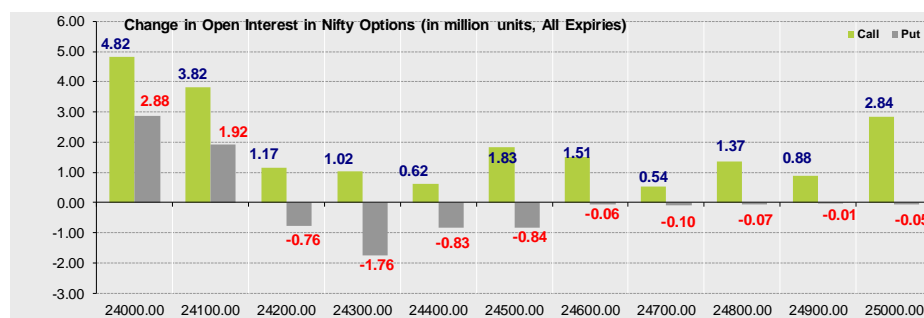
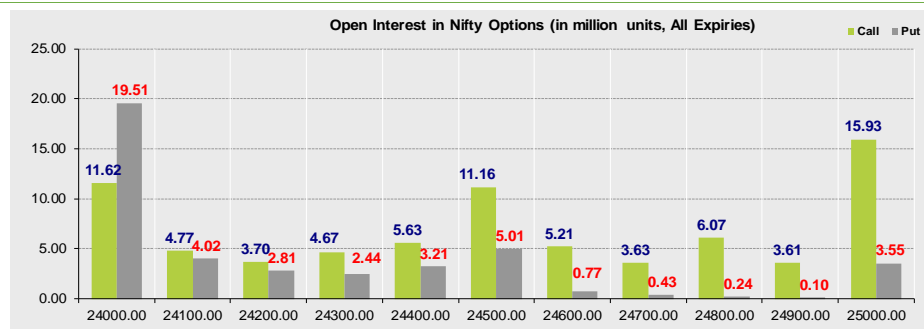
Nifty Futures Price v/s OI



Summary

- Indian markets closed on a negative note where selling was mainly seen in Realty, Oil & Gas, FMCG Sectors. Nifty May Futures closed at 24065.50 (down 206.40 points) at a premium of 57.50 pts to spot.
- FII's were net sellers in Cash to the tune of 3798.71 Cr and were net sellers in index futures to the tune of 2591.56 Cr.
- India VIX increased by 2.97% to close at 21.63 touching an intraday high of 22.75.

Open Interest in Nifty Options:



- The above second chart shows previous trading day's change in Nifty options where Addition in OI were seen in 24500, 24400, 24300 strike Calls and at 24000, 24100 strike Puts indicating market is likely to remain positive in the near term.
- Highest OI build-up is seen at 25000 strike Calls and 24000 strike Puts, to the tune of 15.93mn and 19.51mn respectively.

Outlook on Nifty:

Index is likely to open on gap up note today and is likely to remain positive during the day.

Institutional Activity in previous trading session

(in Rs cr.)	Buy	Sell	Net
Index Futures	4653.77	7245.33	-2591.56
Index Options	960053.12	988936.57	-28883.45
Stock Futures	21422.16	23177.43	-1755.27
Stock Options	58594.53	57344.45	1250.08
FII Cash	11,482.61	15,281.32	-3,798.71
DII Cash	15,547.15	8,269.41	7,277.74

Net FII Activity (in Rs cr.)

Date	Idx Fut	Stk Fut	Idx Opt	Cash
9-May	-2591.6	-1755.3	-28883.4	-3799
8-May	1338.6	-898.3	87541.9	2008
7-May	469.2	2136.0	-4468.4	2586
6-May	552.1	760.0	23394.6	3795
5-May	531.5	2805.0	-35753.7	498
2-May	295.3	111.4	-31013.7	2770

Technical Pivot (Intraday):

	S2	S1	PIVOT	R1	R2
NIFTY	23855	23960	24090	24190	24320
BANKNIFTY	53090	53410	53905	54225	54720

(Price is in Rs; OI is in million units; Price chg and OI chg are in percentage) **NB RESEARCH**

Fresh Longs seen in:

Scrip	Price	Price chg	OI	OI Chg
LUPIN	2042.8	1.1	8.4	7.0
MIDCPNIFTY	12040.3	0.5	2.8	5.6
SIEMENS	2846.6	0.6	2.3	3.7

Short Covering seen in:

Scrip	Price	Price chg	OI	OI Chg
CHAMBLFERT	692.2	2.9	8.1	-13.4
BANKBARODA	220.4	1.3	92.0	-9.0
ASIANPAINT	2306.8	0.3	12.4	-7.2

Fresh Shorts seen in:

Scrip	Price	Price chg	OI	OI Chg
M&MFIN	245.5	-3.8	25.8	7.3
DLF	633.2	-3.6	38.6	7.0
INDHOTEL	722.0	-3.6	23.5	6.1

Long Unwinding seen in:

Scrip	Price	Price chg	OI	OI Chg
MCX	5691.5	-5.3	1.7	-8.9
IGL	199.9	-0.3	22.0	-8.1
MGL	1363.3	-0.5	2.9	-5.4

NIFTY50 Options OI (CE OI = Resistance) (PE OI = Support)

Symbol	Highest CE OI	Highest PE OI	CMP
ADANIENT	2600	2600	2256
ADANIPTS	1400	1200	1309
APOLLOHOSP	7200	6150	6746
ASIANPAINT	2500	2300	2307
AXISBANK	1300	1180	1155
BAJAJ-AUTO	8500	7800	7700
BAJFINANCE	10000	8500	8675
BAJAJFINSV	2100	1900	1975
BEL	320	290	317
BHARTIARTL	1900	1700	1851
CIPLA	1600	1300	1484
COALINDIA	400	450	383
DRREDDY	1200	1000	1157
EICHERMOT	5700	5300	5333
ETERNAL	260	200	228
GRASIM	3120	2340	2638
HCLTECH	1600	1200	1573
HDFCBANK	1980	1800	1897
HDFCLIFE	800	720	716
HEROMOTOCO	4000	3900	3856
HINDALCO	650	620	628
HINDUNILVR	2500	2400	2336
ICICIBANK	1460	1400	1394
ITC	450	430	422
INDUSINDBK	900	800	819

NIFTY50 Options OI (CE OI = Resistance) (PE OI = Support)

Symbol	Highest CE OI	Highest PE OI	CMP
INFY	1600	1200	1512
JSWSTEEL	1050	900	958
JIOFIN	300	260	249
KOTAKBANK	2300	2100	2106
LT	3500	3300	3456
M&M	3300	2900	2992
MARUTI	12000	12000	12259
NTPC	370	380	336
NESTLEIND	2500	2300	2325
ONGC	240	215	235
POWERGRID	330	300	301
RELIANCE	1400	1300	1383
SBILIFE	1780	1720	1706
SHRIRAMFIN	700	600	604
SBIN	800	750	766
SUNPHARMA	1900	1600	1750
TCS	3500	3400	3445
TATACONSUM	1300	1100	1115
TATAMOTORS	700	650	709
TATASTEEL	150	140	143
TECHM	1500	1500	1495
TITAN	3500	3300	3522
TRENT	5700	5200	5127
ULTRACEMCO	13000	10000	11388
WIPRO	250	240	242

OI against MWPL				
Symbol	MWPL	Open Interest	Limit for next day	% OI
CDSL	35530000	34240075	Ban	96%
MANAPPURAM	109606743	104826000	Ban	96%
ACC	16266067	14543700	909063	89%
SYNGENE	37816323	31202000	4723506	83%
HINDCOPPER	65482129	54007000	8201022	82%
RBLBANK	121575211	97909350	Ban	81%
LTF	168467595	132418774	27625441	79%
BANDHANBNK	193371109	151426400	32276153	78%
TATATECH	36328758	28156600	6355720	78%
PNB	687763516	525128000	128247340	76%
SAIL	289148547	218465900	56225219	76%
AARTIIND	41876170	31521175	8261186	75%
CANBK	672420574	478831500	159968045	71%
TITAGARH	16037381	10198825	5036686	64%
VOLTAS	46126252	29231550	14588389	63%
TATACHEM	31601465	20009300	10012091	63%
NATIONALUM	178967755	113291250	56728117	63%
HFCL	189248684	119155500	60630749	63%
ABFRL	121580965	75829000	39672916	62%
ANGELONE	11638502	7228700	3827876	62%
GRANULES	29668038	18315125	9869511	62%
BANKBARODA	372635498	224353350	129650373	60%
LICHSGFIN	60244101	35385000	21846895	59%
BSOFT	32988281	19232700	12106166	58%
IREDA	134388235	77733450	49935373	58%
BIOCON	94007780	53200000	36107391	57%
NMDC	689383367	386329500	268584698	56%
PEL	24011687	13347750	9463352	56%
CHAMBLFERT	31728204	17387850	12753943	55%
BHEL	256482590	138904500	104753960	54%
ADANIENT	60081955	32025300	25052557	53%
BSE	21086307	11222875	8809116	53%
LAURUSLABS	78058155	40995500	33159747	53%

[illegible]

Derivative Recommendations:

Stock Name	Call (Buy/Sell)	Entry price	Targets	Stop Loss	Duration	Status
NCC (Bull Call spread)	Buy	5.5	9.5	2	Positional	Open

FROM THE EQUITY DERIVATIVE DESK:

NIRAV HARISH CHHEDA
AVP - DERIVATIVES AND TECHNICAL RESEARCH
E-Mail: nirav.chheda@nirmalbang.com
Tel no: 6273-8199/8000

AMIT BHUPTANI
SNR.DERIVATIVES AND TECHNICAL RESEARCH ANALYST
E-Mail: amit.bhuptani@nirmalbang.com
Tel no: 6273-8242/8000

DISCLOSURES

Research Reports that are published by Nirmal Bang Securities Private Limited (hereinafter referred to as "NBSPL") are for private circulation only. NBSPL is a registered Research Analyst under SEBI (Research Analyst) Regulations, 2014 having Registration no. INH000001766. NBSPL is also a registered Stock Broker with National Stock Exchange of India Limited, BSE Limited, Metropolitan Stock Exchange of India Limited, Multi Commodity Exchange of India Limited, National Commodity and Derivative Exchange Limited and Indian Commodity Exchange Limited in cash and Equity and Commodities derivatives segments.

NBSPL has other business divisions with independent research teams separated by Chinese walls, and therefore may, at times, have different or contrary views on stocks and markets.

NBSPL or its associates have not been debarred / suspended by SEBI or any other regulatory authority for accessing / dealing in securities Market. NBSPL, its associates or analyst or his relatives do not hold any financial interest (Except Investment) in the subject company. NBSPL or its associates or Analyst do not have any conflict or material conflict of interest at the time of publication of the research report with the subject company. NBSPL or its associates or Analyst or his relatives may or may not hold beneficial ownership of 1% or more in the subject company at the end of the month immediately preceding the date of publication of this research report.

NBSPL or its associates / analyst has not received any compensation / managed or co-managed public offering of securities of the company covered by Analyst during the past twelve months. NBSPL or its associates have not received any compensation or other benefits from the company covered by Analyst or third party in connection with the research report. Analyst has not served as an officer, director or employee of Subject Company. NBSPL / analyst has not been engaged in market making activity of the subject company.

Analyst Certification: The research analysts and authors of these reports, hereby certify that the views expressed in this research report accurately reflects my/our personal views about the subject securities, issuers, products, sectors or industries. It is also certified that no part of the compensation of the analyst(s) was, is, or will be directly or indirectly related to the inclusion of specific recommendations or views in this research. The analyst(s) principally responsible for the preparation of this research report and has taken reasonable care to achieve and maintain independence and objectivity in making any recommendations.

DISCLAIMER

This report is for the personal information of the authorized recipient and does not construe to be any investment, legal or taxation advice to you. NBSPL is not soliciting any action based upon it. Nothing in this research shall be construed as a solicitation to buy or sell any security or product, or to engage in or refrain from engaging in any such transaction. In preparing this research, we did not take into account the investment objectives, financial situation and particular needs of the reader.

This research has been prepared for the general use of the clients of NBSPL and must not be copied, either in whole or in part, or distributed or redistributed to any other person in any form. If you are not the intended recipient you must not use or disclose the information in this research in any way. Though disseminated to all the customers simultaneously, not all customers may receive this report at the same time. NBSPL will not treat recipients as customers by virtue of their receiving this report. This report is not directed or intended for distribution to or use by any person or entity resident in a state, country or any jurisdiction, where such distribution, publication, availability or use would be contrary to law, regulation or which would subject NBSPL & its group companies to registration or licensing requirements within such jurisdictions.

The report is based on the information obtained from sources believed to be reliable, but we do not make any representation or warranty that it is accurate, complete or up-to-date and it should not be relied upon as such. We accept no obligation to correct or update the information or opinions in it. NBSPL or any of its affiliates or employees shall not be in any way responsible for any loss or damage that may arise to any person from any inadvertent error in the information contained in this report. NBSPL or any of its affiliates or employees do not provide, at any time, any express or implied warranty of any kind, regarding any matter pertaining to this report, including without limitation the implied warranties of merchantability, fitness for a particular purpose, and non-infringement. The recipients of this report should rely on their own investigations.

This information is subject to change without any prior notice. NBSPL reserves its absolute discretion and right to make or refrain from making modifications and alterations to this statement from time to time. Nevertheless, NBSPL is committed to providing independent and transparent recommendations to its clients, and would be happy to provide information in response to specific client queries.

Before making an investment decision on the basis of this research, the reader needs to consider, with or without the assistance of an adviser, whether the advice is appropriate in light of their particular investment needs, objectives and financial circumstances. There are risks involved in securities trading. The price of securities can and does fluctuate, and an individual security may even become valueless. International investors are reminded of the additional risks inherent in international investments, such as currency fluctuations and international stock market or economic conditions, which may adversely affect the value of the investment. Opinions expressed are subject to change without any notice. Neither the company nor the director or the employees of NBSPL accept any liability whatsoever for any direct, indirect, consequential or other loss arising from any use of this research and/or further communication in relation to this research. Here it may be noted that neither NBSPL, nor its directors, employees, agents or representatives shall be liable for any damages whether direct or indirect, incidental, special or consequential including lost revenue or lost profit that may arise from or in connection with the use of the information contained in this report.

Copyright of this document vests exclusively with NBSPL. Our reports are also available on our website www.nirmalbang.com